

## Textiles - Toy Fish

Design Brief: To design and make a soft toy fish


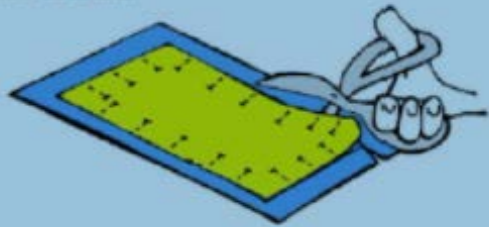
Aesthetic Considerations: The toy fish needs to be appealing to a young child.

Functional Considerations: The toy needs to be well sewn so the filling does not escape. Decoration needs to be secure.

Children need to select tools, materials, equipment and components.

### Cutting out techniques

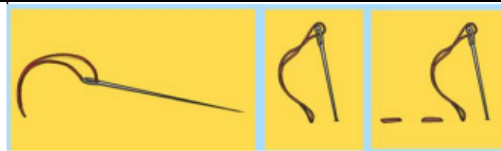
Ensure template is secured to fabric to allow for accuracy. Double sided tape can be used instead of pins to do this.



Place pattern pieces carefully to avoid wastage.

Key vocabulary	Definition
Design	To draw an idea down that meets certain requirements.
Filling	Material that is place inside joined fabric to give it a 3d appearance .
Textile	A type of cloth or woven fabric.
Stitch	A loop of thread or yarn resulting from a single pass or movement of the needle in sewing, knitting, or crocheting.
Plait	A single length of hair, straw, rope, or other material made up of three or more interlaced strands.
Felt	Felt is a textile material that is produced by matting, condensing and pressing fibres together. It doesn't fray easily.
Needle	A pointed tool with a hole at the top for thread to go through. Used in sewing.
Thread	A long, thin strand of cotton, nylon, or other fibres used in sewing or weaving.
Googly eyes	A type of imitation eye used in toys and crafts, consisting of a plastic disc with white backing and a transparent top that encases a smaller freely moving black disc representing the iris or pupil
Aesthetic	The look of a product

### Decorative and aesthetic features



Running stitch



Ribbons



Buttons



Googly eyes

